

# TwEedLES and FoodLES for Young NoodLES

Children's  
Songs  
by  
Malvina  
Reynolds



Illustrations by Jodi Robbin

# Tweedles and Foodles for Young Noodles

**Children's  
Songs  
by  
Malvina  
Reynolds**



**Illustrations by Jodi Robbin**

**Piano arrangements by Claire Shallit**

© COPYRIGHT 1961 BY SCHRODER MUSIC COMPANY

BERKELEY, CA 94710 ALL RIGHTS RESERVED

*Library of Congress Catalog Card Number: 73-80870*



# HELLO

It's not too hard to make a song. You even make a little song when you talk. Listen to the way your voice goes up and down, and how your speaking has a rhythm, so that you could dance to it, or skippety-hop.

The hardest thing about making a song is remembering it afterwards. There are tape recorders that you can sing into, but not everybody has one, and they aren't always around when you feel most like making a song. So it is a good thing to learn how to write down notes and words, so that you can keep your songs, and other people can learn them and enjoy them.


You may find that, after you have learned the songs in this book, you'll have ideas for other verses. Young friends of mine have already made up very good verses for "I Went A-Gathering" and "The Pets".


The songs in "Tweedles and Foodles" were made up by me, and I have sung them for many young people and grown-ups. They are arranged so that you can just sing them, or sing them with guitar or banjo, or play them on the piano.

*Malina*

# INDEX

MAGICAL FOOD .....	1
JENNIE FELL DOWN .....	3
I LIVE IN A CITY .....	5
RABBITS DANCE .....	7
THE PETS .....	9
LITTLE BOAT .....	11
STAR FLOWER .....	13
SAYS THE BEE .....	14
DON'T BOTHER ME .....	15
I WENT A-GATHERING .....	17
EVERYBODY SAYS .....	19
TO-RO MARCH .....	21
PLACE TO BE .....	23
MOMMY'S GIRL .....	25





# MAGICAL FOOD

Brightly

Words and music by Malvina Reynolds

Take a bite of mys-ti-cal, ma-gic-al food, it's good.

Chords: G, D7, G

Handwritten notes: R. H. 4 2 5 3

Detailed description: This block contains the first line of musical notation. It features a treble and bass clef with a key signature of one sharp (F#) and a 2/4 time signature. The melody is written in the treble clef, and the accompaniment is in the bass clef. The lyrics are written below the treble clef. Above the treble clef, the chords G, D7, and G are indicated. Handwritten notes 'R. H. 4 2 5 3' are present above the final two measures of the line.

Verse

Take a bite of car-rot, you'll be-come a par-rot, Take a bite of cheese, you'll

Chords: G, D7, G

Handwritten notes: 5, 2, 3

Detailed description: This block contains the second line of musical notation. It features a treble and bass clef with a key signature of one sharp (F#) and a 2/4 time signature. The melody is written in the treble clef, and the accompaniment is in the bass clef. The lyrics are written below the treble clef. Above the treble clef, the chords G, D7, and G are indicated. Handwritten notes '5', '2', and '3' are present below the bass clef in the final two measures of the line.

be a Pe-kin-ese, Take a bite of slaw, you'll be a mac-aw, (For a)

Chords: D7, G, D7

Handwritten notes: To Coda

Detailed description: This block contains the third line of musical notation. It features a treble and bass clef with a key signature of one sharp (F#) and a 2/4 time signature. The melody is written in the treble clef, and the accompaniment is in the bass clef. The lyrics are written below the treble clef. Above the treble clef, the chords D7, G, and D7 are indicated. Handwritten notes 'To Coda' are present above the final measure of the line.

Take a bite of mys-ti-cal, ma-gic-al food, it's good.

treat of mys-ti-cal, ma-gic-al,

some-thing to eat.

Take a bite of steak,  
 You'll become a snake,  
 Take a bite of tea,  
 You'll become a bee,  
 Take some macaroni,  
 You'll become a pony,  
 Take a bite of mystical, magical food,  
 It's good.

Take a bite of cider,  
 You'll become a spider,  
 Take a bite of veal,  
 You'll become a seal,  
 Take a bite of lamb,  
 You'll become a clam,  
 Take a bite of mystical, magical food,  
 It's good.

Take a bite of rice,  
 You'll become a mice,  
 Take a bite of goose,  
 You'll become a moose,  
 Take a bite of egg,  
 You'll sit up and beg  
 For a treat,  
 Of mystical, magical,  
 Something to eat.





## JENNIE FELL DOWN

*Gaily*

*Words and music by Malvina Reynolds*

$e$ 
 $D^m$ 
 $G^7$

Jen - nie fell down and bumped her nose. Ouch wouch, there she goes,

Pick her up and dust her clothes. Jen-nie fell down, ka-zoom.

Chorus

Jen-nie falls down ka-zoom te-boom With a roll-y mo-tion.


Jen-nie falls down ka-zoom te-boom When-er-er she takes a no-tion.

Jennie fell down and bumped her ear.  
 Ouch, wowch, she feels so queer.  
 Pick her up and say, "Oh dear!"  
 Jennie fell down, kazoom.

Chorus

Jennie fell down and bumped her head,  
 "Ouch, wowch," is what she said.  
 Pick her up and put her to bed,  
 Jennie fell down, kazoom.

Chorus



**I LIVE IN A CITY**

Words and music by Malvina Reynolds

Brightly (Piano) *Bra* Piano *Bra*

G D7 G

I live in a ci-ty, yes I do, I live in a ci-ty, yes I do, I

*2* e em G D7 G Fine

live in a ci-ty, yes I do, Made by hu-man hands.

B1  
B1  
B1  
C

*G* *G7* *e* *D* *G* *G7* *e* *D7*  
 Black hands, white hands, yel-low and brown, All to-geth-er built this town.

*G* *G7* *e* *e<sup>m</sup>* *G* *D7* *G* *D<sup>e</sup>*  
 Black hands, white hands, yel-low and brown All to-geth-er make the wheels go round.(I)

Brown hands, yellow hands, white and black,  
 Mined the coal and built the stack,  
 Brown hands, yellow hands, white and black,  
 Built the engine and laid the track.



Chorus

Black hands, brown hands, yellow and white,  
 Built the buildings tall and bright,  
 Black hands, brown hands, yellow and white,  
 Filled them all with shining light.

Chorus

Black hands, white hands, brown and tan,  
 Milled the flour and cleaned the pan,  
 Black hands, white hands, brown and tan,  
 The working woman and the working man.

Chorus



## RABBITS DANCE

Moderately

Words and music by Malvina Reynolds

Em A Am Em

Peo- ple say the rab- bits dance in the night time, Peo- ple say the

2  
5

Detailed description: The musical score is written on a grand staff with a treble and bass clef. The key signature has one sharp (F#) and the time signature is common time (C). The melody is in the treble clef, and the bass line is in the bass clef. The lyrics are written below the treble clef. The chords are indicated above the treble clef: Em, A, Am, and Em. The bass line consists of simple chords: C2, D2, E2, and C2.

Handwritten musical notation on the left margin.


Handwritten musical notation on the left margin.

Handwritten musical score for the first system. The key signature is one sharp (F#). The melody is written on a treble clef staff, and the accompaniment is on a bass clef staff. The lyrics are: "rab-bits dance in the glade. In the day-time they play\_ in the". Chord symbols above the staff are A, A<sup>m</sup>, E<sup>m</sup>, A<sup>1</sup>, and A<sup>m</sup>.

Handwritten musical score for the second system. The key signature is one sharp (F#). The melody is written on a treble clef staff, and the accompaniment is on a bass clef staff. The lyrics are: "bram-ble's shade, But\_ in the night time they are not a-raid". Chord symbols above the staff are E<sup>m</sup>, A<sup>m</sup>, E<sup>m</sup>, D, and E<sup>m</sup>.

Handwritten musical score for the third system. The key signature is one sharp (F#). The melody is written on a treble clef staff, and the accompaniment is on a bass clef staff. The lyrics are: "I would like to see them danc-ing in the for-est. What a pret-ty". Chord symbols above the staff are E<sup>m</sup>, A, A<sup>m</sup>, and E<sup>m</sup>.

Handwritten musical score for the fourth system. The key signature is one sharp (F#). The melody is written on a treble clef staff, and the accompaniment is on a bass clef staff. The lyrics are: "thing! Rab-bits in the moon-light, danc-ing in a ring." Chord symbols above the staff are A, B<sup>7</sup>, E<sup>m</sup>, B<sup>7</sup>, and E<sup>m</sup>. There are handwritten '2/5' and '5' below the bass staff in the second and third measures respectively.



## THE PETS

*Smoothly*

Words and music by Malvina Reynolds

*G* *D<sup>7</sup>* *E<sup>m</sup>*

I have a dog-gie, his name is Do-  
 lall-y, O Dall-y Do-

lall-y so faith-ful and true. He lives up-on flip-flopp-ers, goll-y-whopp-ers and

so-da popp-ers and that makes him hop a-round like grass-hopp-ers do.

2.  
 I have a kitty,  
 Her name is Miss Feedle Faddle,  
 Oh, fit feedle faddle foot feedle  
 faddle,  
 Fair as a rose,  
 She lives upon livers,  
 And mousey come hithers,  
 And that's why she slithers  
 Wherever she goes.

3.  
 I have a birdie,  
 His name is Macmurdie,  
 Oh, wing feather and tail feather  
 And top feather so bright.  
 He lives upon prinkles,  
 And pink periwinkles,  
 And that's why he twinkles  
 From morning till night.

4.  
 I have a donkey,  
 His name is Old Klonkey,  
 Oh, hip hoppity clip cloppity  
 All over town.  
 He lives upon thistles,  
 And tin penny whistles,  
 And that's why he whoops  
 Like a merry-go-round.

5.  
 I have a barnacle,  
 His name is McGonigle,  
 Oh, wish washery slish sloshery  
 Under my boat.  
 He lives on the boring  
 Of old teakwood flooring,  
 And when he is snoring  
 He can't sing a note.



# LITTLE BOAT

Words and music by Malvina Reynolds

There was a lit- tle boat sailed down the ri- ver,

Chords: D, G, D

The first system of musical notation for the song 'Little Boat'. It features a treble and bass clef with a key signature of two sharps (D major) and a 2/4 time signature. The melody is written in the treble clef, and the bass line is in the bass clef. The lyrics are 'There was a lit- tle boat sailed down the ri- ver,'. Chord symbols D, G, and D are placed above the staff. The system ends with a repeat sign.

Cum peed- le um pum pump a day,

Chords: A7, D

The second system of musical notation. The melody continues with the lyrics 'Cum peed- le um pum pump a day,'. Chord symbols A7 and D are placed above the staff. The system ends with a repeat sign.

Was a lit- tle boat sailed down the ri- ver, — Hull was a cup and

Chords: G, D, Em, A7

The third system of musical notation. The melody continues with the lyrics 'Was a lit- tle boat sailed down the ri- ver, — Hull was a cup and'. Chord symbols G, D, Em, and A7 are placed above the staff. The system ends with a repeat sign.

sail was a feath-er, — Cum peed-le ump pump pay. —

Chords: D, A7, D

The fourth system of musical notation. The melody concludes with the lyrics 'sail was a feath-er, — Cum peed-le ump pump pay. —'. Chord symbols D, A7, and D are placed above the staff. The system ends with a repeat sign.



There was a little captain at the rudder,  
Cum peedle um pum pump a day,  
There was a little captain at the rudder,  
Cum peedle um pum pump a day,  
There was a little captain at the rudder,  
Stoked his engine on bread and butter,  
Cum peedle ump pump pay.

When he came to the open water,  
Cum peedle um pum pump a day,  
When he came to the open water,  
Cum peedle um pum pump a day,  
When he came to the open water,  
He waved his hat to the fisherman's daughter,  
Cum peedle ump pump pay.

# STAR FLOWER

*Smoothly*


*Words and music by Malvina Reynolds*

Star flow-er O, star flow-er O. star flow-er in the ground O, Who would ev-er know


The first system of musical notation is in G major (one sharp) and 3/4 time. It consists of two staves: a treble staff with a melody and a bass staff with a piano accompaniment. The melody starts with a quarter note G4, followed by quarter notes A4, B4, and C5. The piano accompaniment consists of a steady bass line of quarter notes: G2, F2, E2, D2, C2, B1, A1, G1. Chord symbols 'D' and 'A7' are placed above the treble staff. The lyrics are written below the treble staff.

such a flow-er O would be shin-ing all a- round O, shin-ing all a- round.

The second system of musical notation continues the melody and piano accompaniment. The melody has a triplet of eighth notes (G4, A4, B4) followed by quarter notes C5, B4, A4, and G4. The piano accompaniment continues with quarter notes: G1, F1, E1, D1, C1, B0, A0, G0. Chord symbols 'D', 'A7', and 'D' are placed above the treble staff. The lyrics are written below the treble staff.



Star flower O, star flower O,  
Star flower by the reed O,  
Who would ever know such a flower O  
Would be hiding in a seed O,  
Hiding in a seed.



## SAYS THE BEE

*Smoothly*

Words and music by Malvina Reynolds

Come with me says the bee,  
in - to the daf - fo - dil.

All our house has yet - low - walls and hon - ey on the sill.

Come with me, says the bee,  
Into the open rose,  
Perfume curtains all around,  
And pollen on your toes.

Come with me, says the bee,  
Into the lily flower.  
Sun in your window every sunny day,  
Umbrella for a shower.

# DON'T BOTHER ME

Words and music by Malvina Reynolds

Don't both-er me, I have some things to do, Don't both-er

Chords: D, A, A7

Detailed description: This block contains the first line of musical notation. It features a treble and bass clef with a key signature of two sharps (F# and C#) and a common time signature (C). The melody is written in the treble clef, and the bass line is in the bass clef. The lyrics are written below the notes. Chord symbols D, A, and A7 are placed above the staff.

me, I have to tie my shoe, Don't both-er me, I'm


Chord: D

Detailed description: This block contains the second line of musical notation. It continues the melody and bass line from the first line. The lyrics are written below the notes. A chord symbol D is placed above the staff.

stand-ing like a tree, Spin like a top, I can't stop, Don't both-er me.

Chords: G, D, G, D, A7, D

Detailed description: This block contains the third line of musical notation. It concludes the melody and bass line. The lyrics are written below the notes. Chord symbols G, D, G, D, A7, and D are placed above the staff.

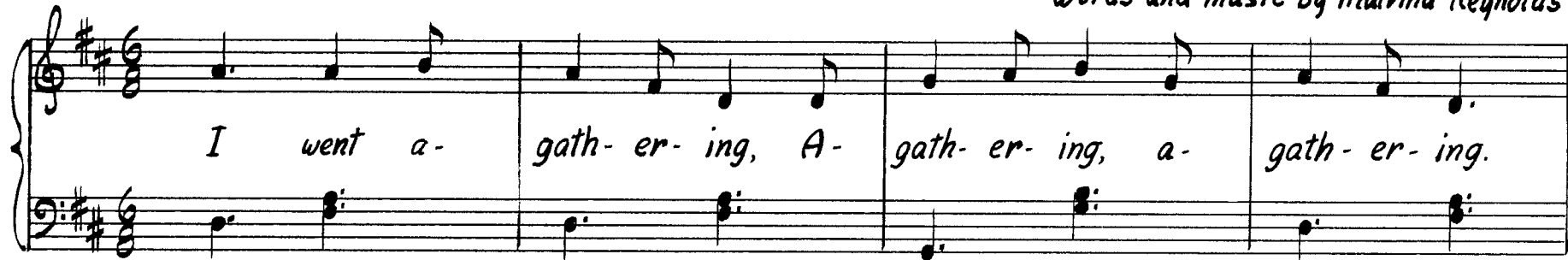


Don't bother me, I have to hurry by,  
Don't bother me, I'm learning how to fly,  
Don't bother me, I'm buzzing like a bee,  
Roll down the hill, can't keep still,  
Don't bother me.

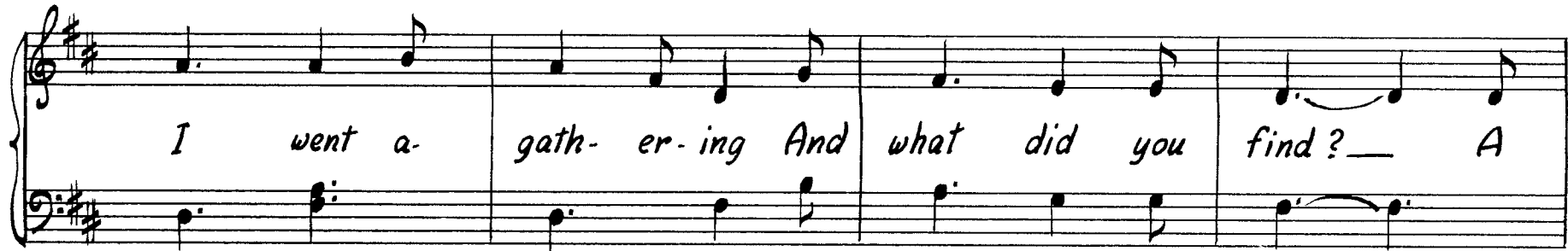
Don't bother me, I'm thinking something nice,  
Don't bother me, I'm sliding on the ice,  
Don't bother me, I'm singing "Toodle-dee",  
Boat on the bay, sailing away,  
Don't bother me.

# I WENT A-GATHERING


Words and music by Malvina Reynolds




I went a-gath-er-ing, A-gath-er-ing, a-gath-er-ing.



I went a-gath-er-ing And what did you find?— A



cock-a-dood-le feath-er, A lock-et made of leath-er, A



pock-et full of weath-er And I left it all be-hind.—



I went a-gathering, a-gathering, a-gathering,  
I went a-gathering, and what did you find?  
A packet from a tea-store,  
A shell upon the sea shore,  
A baby on a see-saw, and I left them all behind.

I went a-gathering, a-gathering, a-gathering,  
I went a-gathering, and what did you find?  
A web without the spider,  
A jug without the cider,  
A horse without the rider, and I left them all behind.





# EVERYBODY SAYS

Words and music by Malvina Reynolds

Ev-ery-bo-dy says, "Sit down— sit down." Ev-ery-bo-dy says, "Sit down— sit down." But I

The first system of musical notation for the song. It consists of a treble and bass staff. The treble staff has a key signature of one sharp (F#) and a common time signature (C). The melody is written in a simple, rhythmic style. The bass staff provides a harmonic accompaniment with chords and single notes. The lyrics are written below the treble staff, with hyphens indicating syllables that span across notes.

can't sit down— and I can't sit down— 'Cause my feet are all full of— dance a-round—

The second system of musical notation. It continues the melody and accompaniment from the first system. The lyrics are written below the treble staff. The music features a variety of chords, including G, D, A, G, and A7, which are indicated above the treble staff.

Bump dee-dle ump, bump bump a dee, Ev-ery-bo-dy bump a dee-dle dance with me.

The third and final system of musical notation. It concludes the song with a final chord (D) in the treble staff. The lyrics are written below the treble staff. The music features a variety of chords, including G, D, and A7, which are indicated above the treble staff.

Everybody says, "Be good, be good."  
Everybody says, "Be good, be good."  
If they understood, I'm as good as good,  
'Cause dancing around is what I should.

Everybody says, "What's wrong? What's wrong?"  
Everybody says, "What's wrong? What's wrong?"  
Well, there's nothing wrong when I sing my song,  
But you'd better look out if I'm quiet long.



# TO - RO MARCH

Words and Music by Malvina Reynolds

A left foot and a right foot and a one, two, three. — We're all a-go-ing

march-ing to join the jub-i-lee. — We like to go to-geth-er and what-

er-er way we go. We'll get there in a bun-dle with a To-ro-ro. —

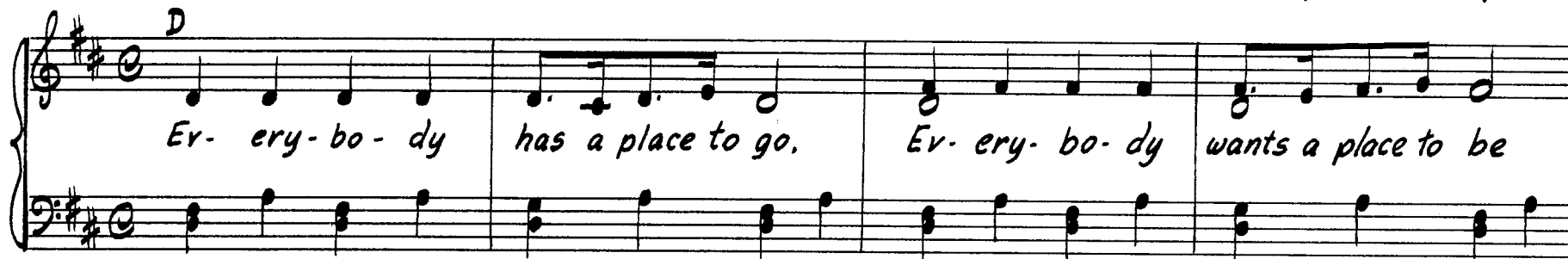
A left foot and a right foot and a one, two, three,  
Here we come a marching, a gallant company.  
They'll all be there to meet us and they'll all  
be glad to know  
We'll get there in a bundle with a to-ro-ro.



# PLACE TO BE


Words and music by Malvina Reynolds

*D*

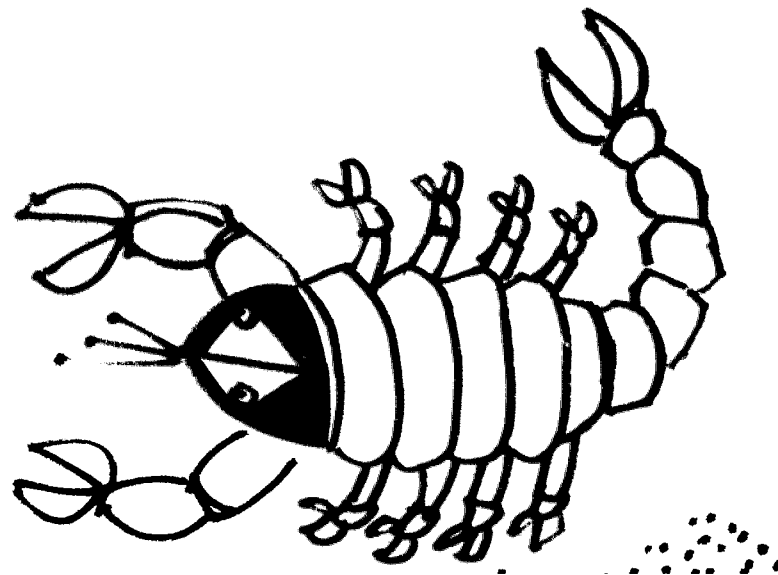



Ev- ery- bo- dy has a place to go, Ev- ery- bo- dy wants a place to be


*G* *A7* *D*



When birds fly they're swim-ming in the sky, While fish are swim-ming in the sea.



Everybody has a place to go,  
Everybody wants to be somewhere,  
Lobsters live at the bottom of the sea  
While I'm at the bottom of the air.



# MOMMY'S GIRL

Words and Music by Malvina Reynolds

This is the girl that Mom-my loves, This is the girl that Mom-my loves,

The first system of musical notation for the song. It consists of two staves: a treble clef staff and a bass clef staff. The time signature is 6/8. The key signature has one flat (B-flat). The first measure is marked with a common time signature 'C'. The second measure is marked with a G chord. The third measure is marked with a common time signature 'C'. The lyrics are written below the treble staff.

This is the girl that Mom-my loves, Sweet-est girl in town.

The second system of musical notation. It consists of two staves. The first measure is marked with an F chord. The second measure is marked with a common time signature 'C'. The third measure is marked with a G7 chord and a piano 'p.' dynamic marking. The fourth measure is marked with a common time signature 'C' and a 'Fine' ending. The lyrics are written below the treble staff.

Up in the morn-ing break of day. In-to her clothes and out to play.

The third system of musical notation. It consists of two staves. The first measure is marked with an F chord. The second measure is marked with a common time signature 'C'. The third measure is marked with a common time signature 'C'. The lyrics are written below the treble staff.

*Break-fast some-where a- long the way, Bounc-ing up and down.*


**Chorus:** This is the girl that Mommy loves,  
 This is the girl that Mommy loves,  
 This is the girl that Mommy loves,  
 Sweetest girl in town.

Now she's an engine--clear the track--  
 Now she's a hammer and smacks a tack,  
 Now she's a sack on a piggy-back ,  
 Fifty cents a pound.


**Chorus**

Stars are out and it's time for bed,  
 Here's the pajamas, white and red,  
 Here's the pillow for sleepy-head,  
 Lay the beany down.

**Chorus**







.

.....



**SCHRODER music company / 1450 Sixth Street / Berkeley CA 94710**

**Price, \$5.75**